


# TOILET


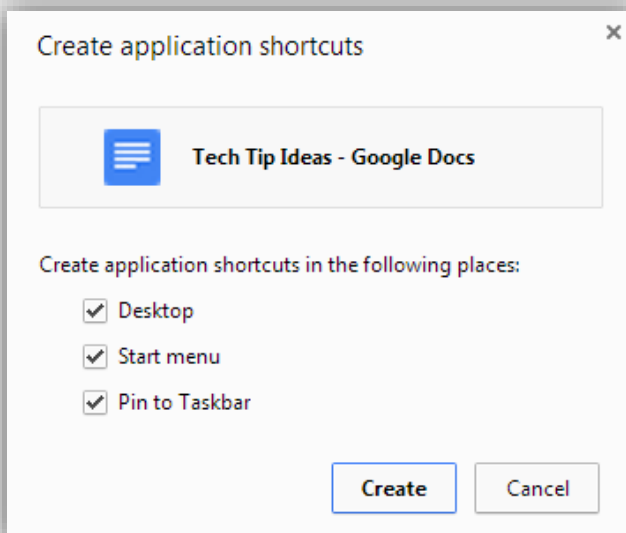


# TRAINING

## Did you know...

You can create a desktop/start menu/taskbar shortcut to a site in Chrome for your laptop?

1. In Chrome, browse to the site for which you wish to create a shortcut.
2. Click the Chrome Menu icon  in the upper right of your browser window.
3. Choose Tools <Create Application Shortcuts.
4. Choose where you would like to display the application shortcut.



### Too much to remember?

All 'Toilet Trainings' & 'Tech Tip Videos' are archived at [InstructionalTech101.weebly.com](http://InstructionalTech101.weebly.com)  
OR use your smartphone to read the QR Code. (i-nigma is a reliable QR reader app)